

# Disability Market - Sector Snapshot

## Limestone Coast

Quarter 4, Financial Year 2017-18 (up to 30 June 2018)

### Participant numbers

As at 30 June 2018 there were **653** participants with approved NDIS plans in the Limestone Coast region, **647** of which were active clients. There are another **219** participants who have been deemed eligible but do not have a plan yet.

### Active participants in the Limestone Coast area



**11**  
(2%)



**423**  
(65%)



**206**  
(32%)

**45**  
(7%)

aged 0-5

**305**  
(47%)

aged 6-17

**291**  
(45%)

aged 18+

**250**  
(39%)

autism spectrum disorder

**168**  
(26%)

intellectual disability

**87**  
(13%)

neurological disability

Main disability type (see figure 1)

### Access to supports (plan use)

- 116** (18%) of 647 active participants have not yet accessed any supports.
- 326** (50%) active participants are accessing less than one quarter of the support available on their plans.
- 639** (99%) active participants have Capacity Building Daily Activity in their plans. 340 (53%) participants have used this funding.
- 639** (99%) active participants have Daily Activities in their plans. 223 (34%) participants have used this funding.
- 441** (68%) active participants have Support Coordination in their plans. 83 (13%) participants have used this funding.

### Supported Disability Accommodation

There are seven clients in the Limestone Coast area who receive Supported Disability Accommodation supports. All of these have an approved plan.



## Funding for NDIS supports

Total committed funding in 2017-18:  
around **\$16.5m**

**By participant:** 415 (64%) had funding between \$0-\$20k for the 2017-18 financial year (Figure 2).

**By disability type:** 31% of funds are for intellectual disability; 28% for autism; and 7% for neurological disability (Figure 3).

**By support type:** 44% of funds are for Daily Activities; 24% are for Capacity Building Daily Activity; and 14% are for Social Community and Civic (Figure 4).

**By age group:** 4% (\$612,000) of funds are for those aged birth to 5 years, 36% (\$5.9m) are for 6 to 17 years old, 28% (\$4.7m) for 18 to 39 years old and 32% (\$5.3m) for those 40 years or older.

## Funding for DHS supports\*

Total committed funding in 2017-18:  
around **\$15.1m**

**By participant:** 96 (46%) had funding between \$0-\$20k for the 2017-18 financial year.

**By disability type:** 43% of funds are for intellectual disability; 23% for neurological; and 15% for autism.

**By support type:** 56% of funds are for Accommodation Support and 22% are for Community Access.

**By age group:** 1% (\$17,000) of funds are for those aged 6 to 17 years old, 46% (\$6.8m) for 18 to 39 years old and 54% (\$8.1m) for those 40 years or more.

\* Funding for DHS supports will decrease as clients continue to transition to the NDIS.

## Utilisation of supports

The utilisation rate for Limestone Coast as 32% for supports paid in the 2017-18 financial year, with \$5.3m in cash supports being claimed.

This figure does not take into account the claiming of in-kind supports, and may be further underestimated because of the lag between when a support is provided and when it is paid for.

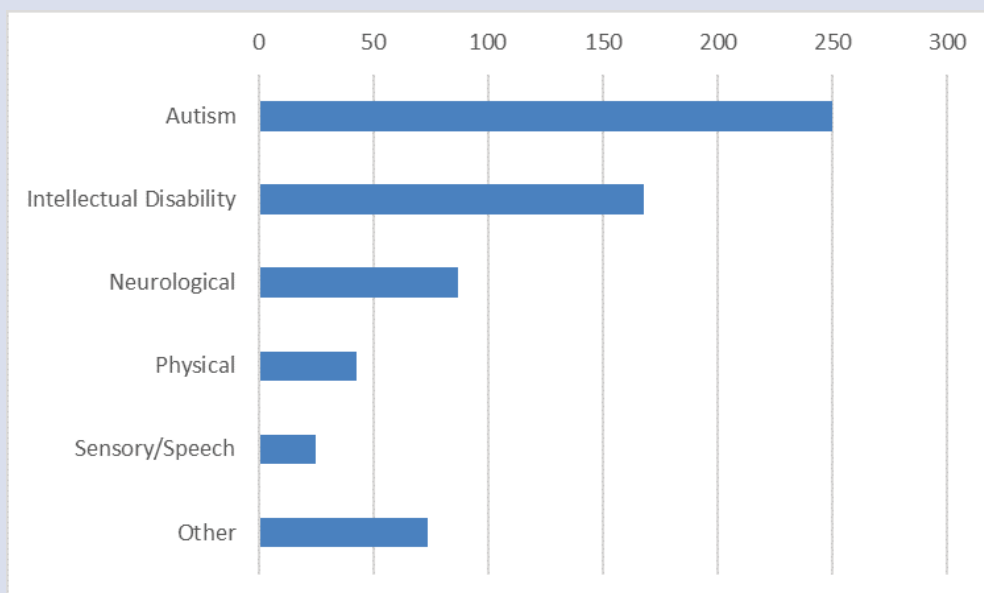
## Provider numbers

**42** providers in the April to June 2018 quarter in the April to June 2018 quarter had claimed for Capacity Building Daily Activity supports for active participants in this region.

**25** providers had claimed for Daily Activities supports and **18** providers in this quarter had claimed for Social Community and Civic Participation supports.

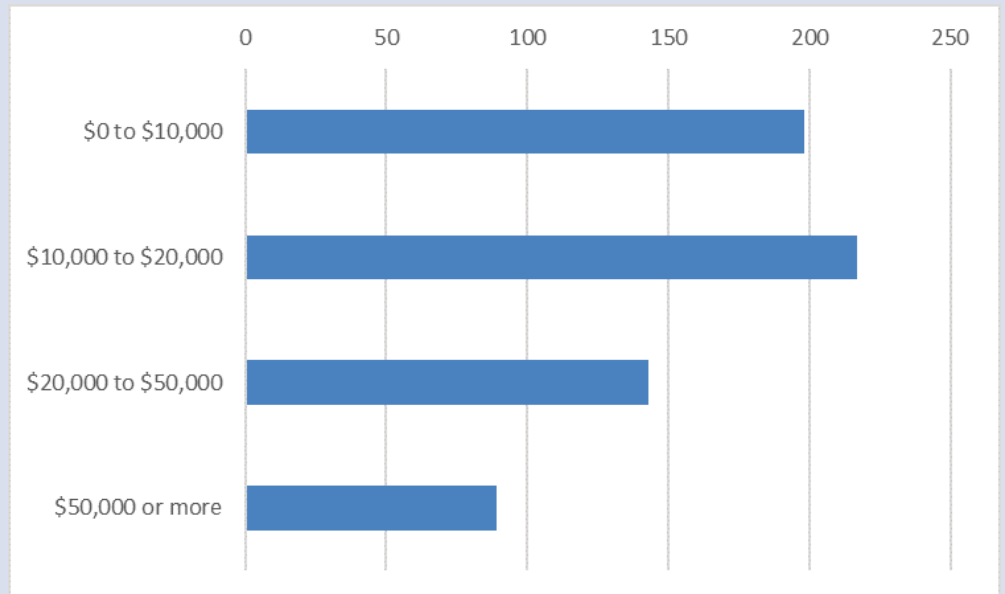
Figure 1

Count of active participants by primary disability type (total = 647)



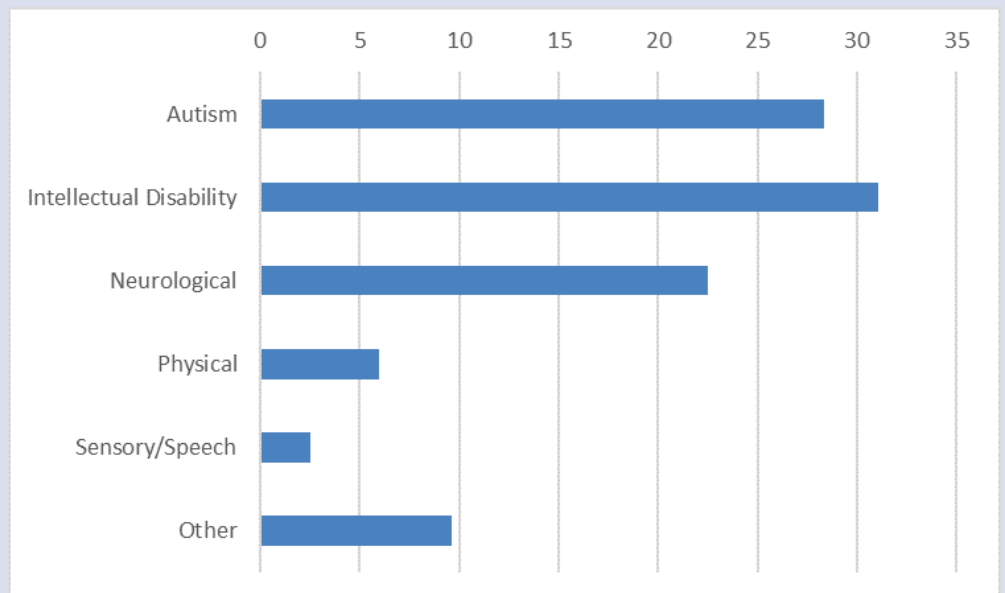
## Figure 2

**Count of active participants by funding support band**



## Figure 3

**Proportion of overall funds in this location by disability type**



## Figure 4

**Proportion of overall funds in this location by support type**

