

# Disability Market - Sector Snapshot

## Port Pirie

Quarter 4, Financial Year 2017-18 (up to 30 June 2018)

### Participant numbers

As at 30 June 2018 there were **113** participants with approved NDIS plans in the Port Pirie region, **111** of which were active clients. There are another **92** participants who have been deemed eligible but do not have a plan yet.

### Active participants in the Port Pirie area



**4**

(4%)



**85**

(77%)



**24**

(22%)

**12**

(11%)

aged 0-5

**64**

(58%)

aged 6-17

**35**

(32%)

aged 18+

**45**

(41%)

autism spectrum disorder

**30**

(27%)

intellectual disability

**10**

(9%)

neurological disability

Main disability type (see figure 1)

### Access to supports (plan use)

- 34** (31%) of 111 active participants have not yet accessed any supports.
- 60** (54%) active participants are accessing less than one quarter of the support available on their plans.
- 110** (99%) active participants have Capacity Building Daily Activity in their plans. 57 (51%) participants have used this funding.
- 111** (100%) active participants have Daily Activities in their plans. 19 (17%) participants have used this funding.
- 62** (56%) active participants have Support Coordination in their plans. 18 (16%) participants have used this funding.

### Supported Disability Accommodation

There are no clients in the Port Pirie area who receive Supported Disability Accommodation supports.



## Funding for NDIS supports

Total committed funding in 2017-18:  
around **\$1.7m**

**By participant:** 86 (77%) had funding between \$0-\$20k for the 2017-18 financial year (Figure 2).

**By disability type:** 49% for autism; 20% of funds are for intellectual disability; and 13% for neurological disability (Figure 3).

**By support type:** 49% are for Capacity Building Daily Activity; 26% of funds are for Daily Activities; and 15% are for Social Community and Civic (Figure 4).

**By age group:** 7% (\$125,000) of funds are for those aged birth to 5 years, 70% (\$1.2m) are for 6 to 17 years old, 16% (\$265,000) for 18 to 39 years old and 8% (\$128,000) for those 40 years or older.

## Funding for DHS supports\*

Total committed funding in 2017-18:  
around **\$3.7m**

**By participant:** 26 (54%) had funding of \$50k or more for the 2017-18 financial year.

**By disability type:** 71% of funds are for intellectual disability; 18% for neurological; and 9% for acquired brain injury.

**By support type:** 46% of funds are for Accommodation Support and 37% are for Community Access.

**By age group:** 61% (\$2.2m) for 18 to 39 years old and 39% (\$1.4m) for those 40 years or older.

\* Funding for DHS supports will decrease as clients continue to transition to the NDIS.

## Utilisation of supports

The utilisation rate for Port Pirie was 42% for supports paid in the 2017-18 financial year, with \$674,000 in cash supports being claimed.

This figure does not take into account the claiming of in-kind supports, and may be further underestimated because of the lag between when a support is provided and when it is paid for.

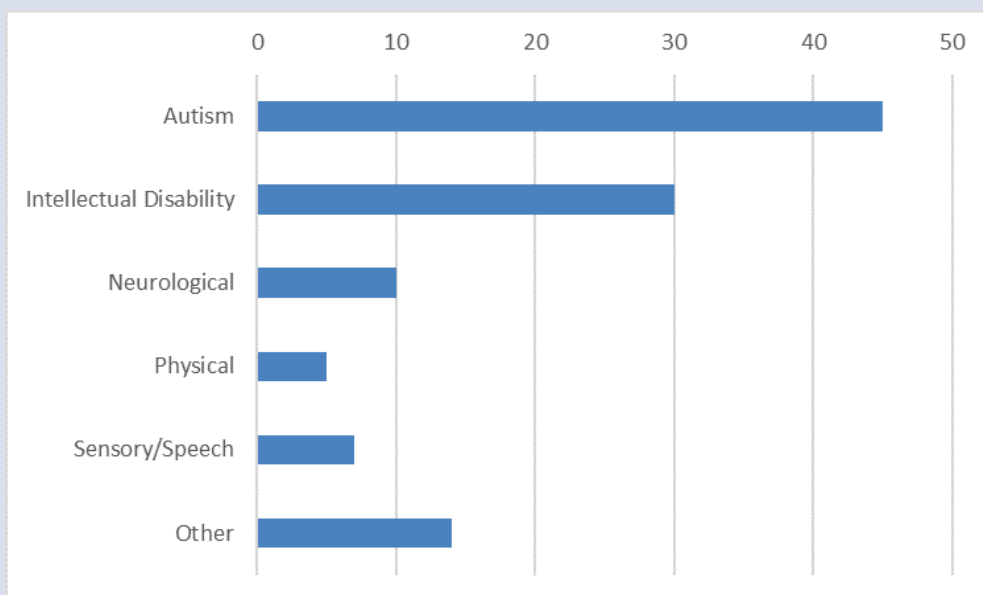
## Provider numbers

**10** providers (including sole traders) in the April to June 2018 quarter had claimed for Capacity Building Daily Activity supports for active participants in this region.

**6** providers in this quarter had claimed for Daily Activities supports and **7** providers had claimed for Social Community and Civic Participation supports.

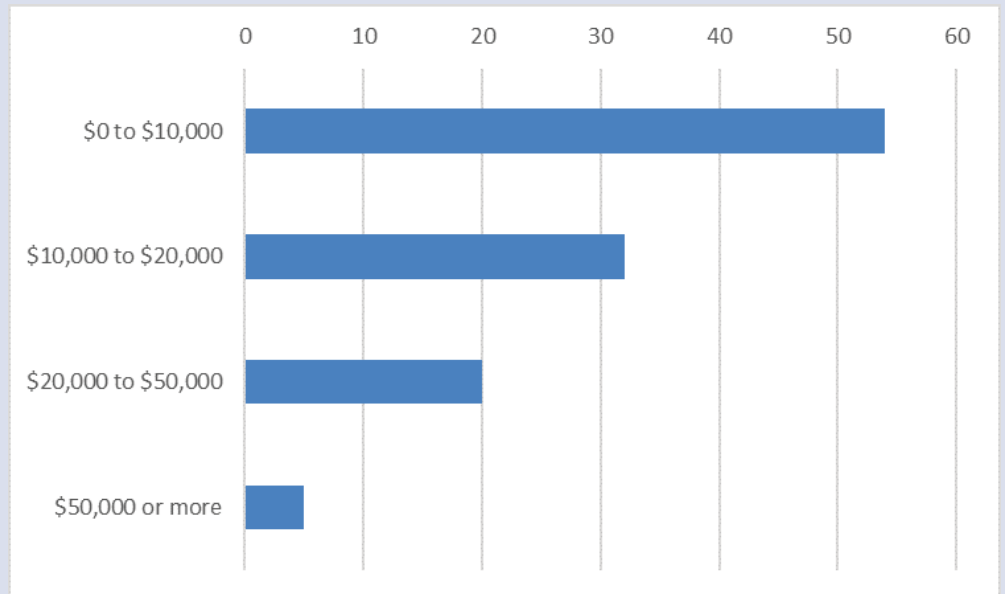
Figure 1

**Count of active participants by primary disability type (total = 111)**



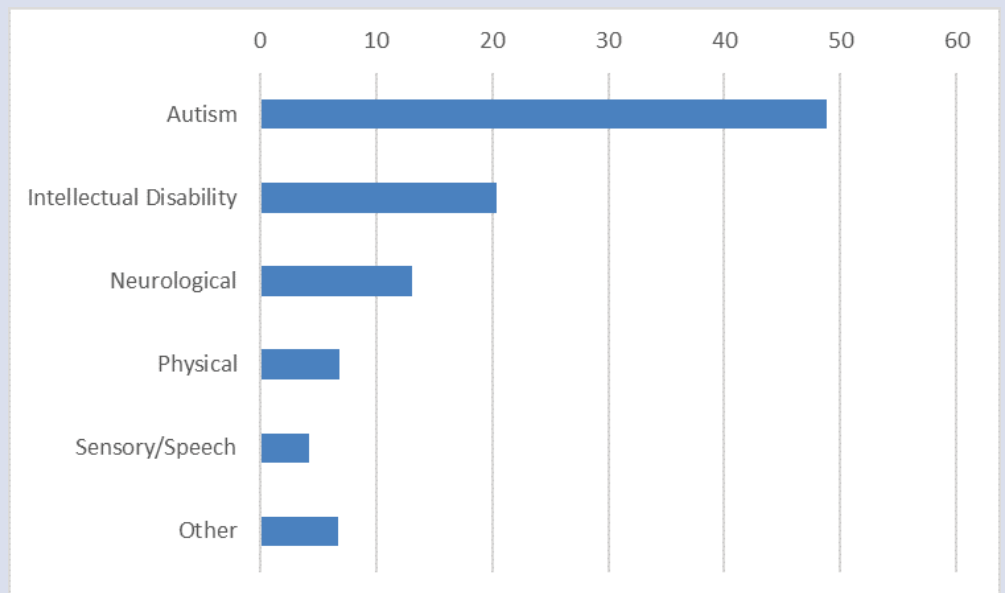
## Figure 2

**Count of active participants by funding support band**



## Figure 3

**Proportion of overall funds in this location by disability type**



## Figure 4

**Proportion of overall funds in this location by support type**

