

# Disability Market - Sector Snapshot

## Kangaroo Island

Quarter 4, Financial Year 2017-18 (up to 30 June 2018)

### Participant numbers

As at 30 June 2018 there were **43** participants with approved NDIS plans in the Kangaroo Island region, **42** of which were active clients. There are another **14** participants who have been deemed eligible but do not have a plan yet.



### Active participants in the Kangaroo Island area



**2**

(5%)



**33**

(79%)



**8**

(19%)

**4**

(10%)

aged 0-5

**29**

(69%)

aged 6-17

**9**

(21%)

aged 18+

**17**

(40%)

autism spectrum disorder

**7**

(17%)

sensory / speech disability

Main disability type (see figure 1)

### Access to supports (plan use)

- 9** (21%) of 42 active participants have not yet accessed any supports.
- 18** (43%) active participants are accessing less than one quarter of the support available on their plans.
- 40** (95%) active participants have Capacity Building Daily Activity in their plans. 24 (57%) participants have used this funding.
- 41** (98%) active participants have Daily Activities in their plans. 12 (29%) participants have used this funding.
- 21** (50%) active participants have Support Coordination in their plans. 10 (24%) participants have used this funding.

### Supported Disability Accommodation

There are no clients in the Kangaroo Island area who receive Supported Disability Accommodation supports.



## Funding for NDIS supports

Total committed funding in 2017-18:  
around **\$717,000**

**By participant:** 32 (76%) had funding between \$0-\$20k for the 2017-18 financial year (Figure 2).

**By disability type:** 56% for autism; 16% of funds are for intellectual disability; and 10% for neurological disability (Figure 3).

**By support type:** 36% of funds are for Daily Activities; 41% are for Capacity Building Daily Activity; and 11% are for Social Community and Civic (Figure 4).

**By age group:** 6% (\$41,000) of funds are for those aged birth to 5 years, 60% (\$430,000) are for 6 to 17 years old, 33% (\$236,000) for 18 to 39 years old and 1% (\$8,000) for those 40 years or older.

## Funding for DHS supports\*

Total committed funding in 2017-18:  
around **\$1.2m**

**By participant:** 5 (42%) had funding between \$50k or more for the 2017-18 financial year.

**By disability type:** 48% of funds are for intellectual disability; and 6% for autism.

**By support type:** 58% of funds are for Accommodation Support and 38% are for Community Access.

**By age group:** 34% (\$54.6m) for 18 to 39 years old and 66% (\$41.2m) for those 40 years or more.

\* Funding for DHS supports will decrease as clients continue to transition to the NDIS.

## Utilisation of supports

The utilisation rate for the Fleurieu and Kangaroo Island region was 48% for supports paid in the 2017-18 financial year, with \$264,000 in cash supports being claimed in the Kangaroo Island area. This figure does not take into account the claiming of in-kind supports, and may be further underestimated because of the lag between when a support is provided and when it is paid for.

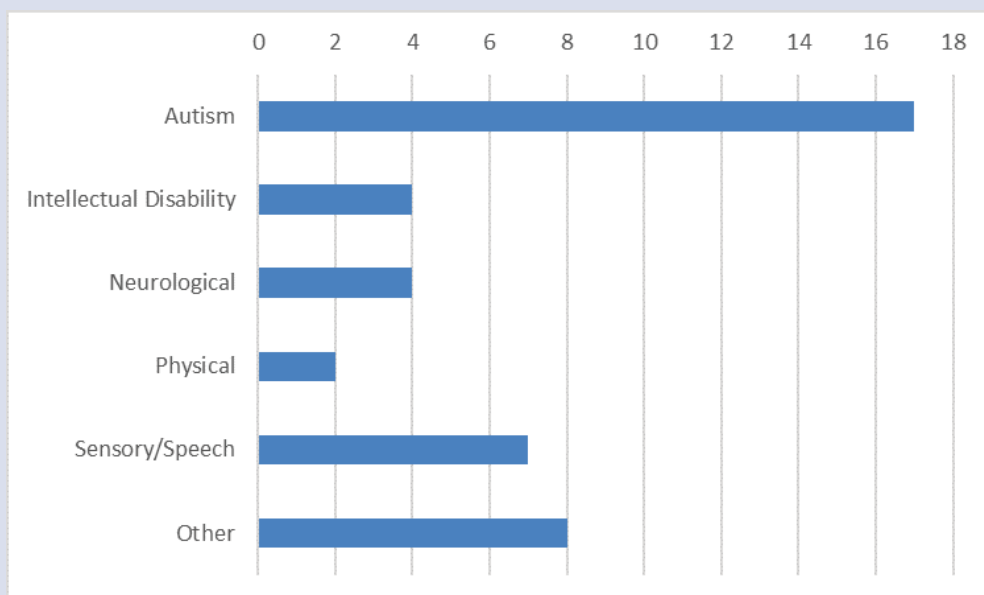
## Provider numbers

**27** providers (including sole traders) in the April to June 2018 quarter had claimed for Capacity Building Daily Activity supports for active participants in this region.

**9** providers had claimed for Daily Activities supports and **5** providers in this quarter had claimed for Social Community and Civic Participation supports.

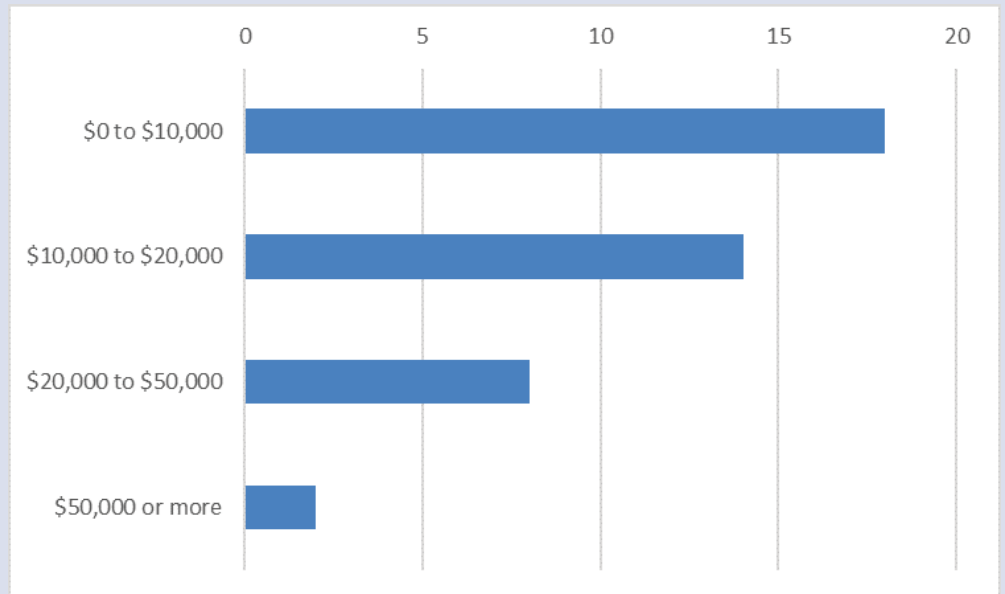
Figure 1

**Count of active participants by primary disability type (total = 42)**



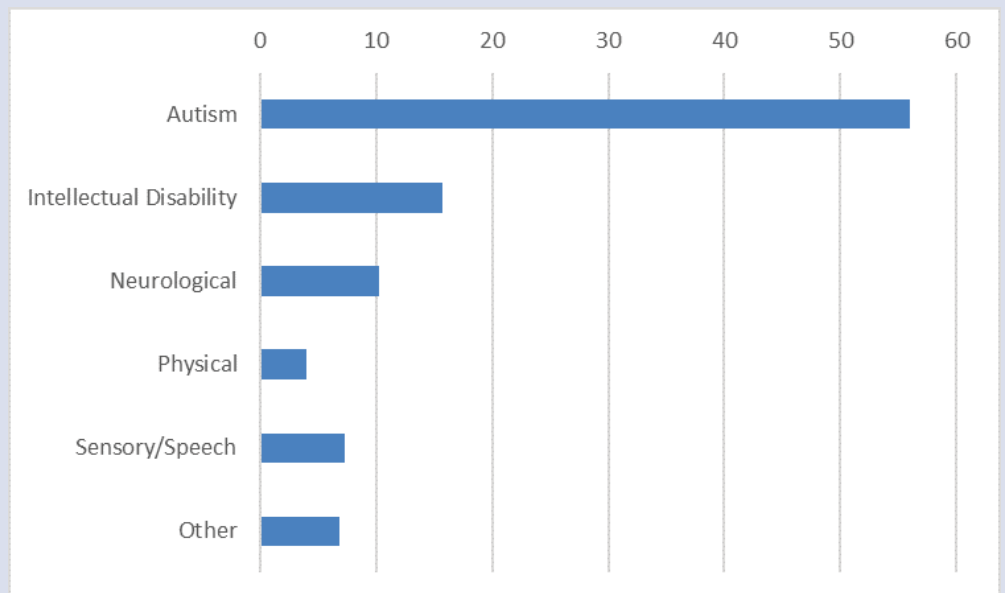
## Figure 2

**Count of active participants by funding support band**



## Figure 3

**Proportion of overall funds in this location by disability type**



## Figure 4

**Proportion of overall funds in this location by support type**

